

**DIGIT CARDS** (font: Sassoon) Enlarge as required. To avoid the digits showing through, print words on the back of each page (see below).  
Laminate and cut into cards. **A pack contains four cards for each number.**

1

2

3

4

5

6

7

8

9

10

**DIGIT CARDS** (font: Sassoon) Enlarge as required. To avoid the digits showing through, print words on the back of each page (see below).  
Laminate and cut into cards. **A pack contains four cards for each number.**

1

2

3

4

5

6

7

8

9

0

**DIGIT CARDS** (font: Sassoon) Enlarge as required. To avoid the digits showing through, print words on the back of each page (see below).  
Laminate and cut into cards. **A pack contains four cards for each number.**

1

2

3

4

5

6

7

8

9

10

**DIGIT CARDS** (font: Sassoon) Enlarge as required. To avoid the digits showing through, print words on the back of each page (see below).  
Laminate and cut into cards. **A pack contains four cards for each number.**

1

2

3

4

5

6

7

8

9

0

**DIGIT CARDS** (font: Sassoon)

Enlarge as required. To avoid the digits showing through, print words on the back of each page (see below).  
Laminate and cut into cards. **A pack contains four cards for each number.**

0

1

2

3

4

5

6

7

8

9

10

**DIGIT CARDS** (landscape. Font: Sassoon)

Enlarge as required. To avoid the digits showing through, print words on the back of each page (see below).

Laminate and cut into cards. **A pack contains four cards for each number.**

1

2

3

4

5

6

7

8

9

**DIGIT CARDS** Enlarge as required. To avoid the digits showing through, print words on the back of each page (see below).  
Laminate and cut into cards. **A pack contains four cards for each number.**

1

2

3

4

5

6

7

8

9

**DIGIT CARDS** (font: Segoe Print) Enlarge as required. To avoid the digits showing through, print words on the back of each page (see below).  
Laminate and cut into cards. **A pack contains four cards for each number.**

0

1

2

3

4

5

6

7

8

9

10



**DIGIT CARDS** (font: Segoe Print) Enlarge as required. To avoid the digits showing through, print words on the back of each page (see below).  
Laminate and cut into cards. **A pack contains four cards for each number.**

0

1

2

3

4

5

6

7

8

9

10

**DIGIT CARDS** for multiples of 10 Enlarge as required. Print onto card, laminate and cut out.

**A pack of cards contains 4 cards for each number.**

10

20

30

40

50

60

70

80

90

**DIGIT CARDS** for multiples of 10 Enlarge as required. Print onto card, laminate and cut out.

**A pack of cards contains 4 cards for each number.**

10

20

30

40

50

60

70

80

90

DIGIT CARDS (Sassoon font with added signs) Enlarge as required. Print onto card, or on paper with backing to prevent show-through. Laminate and cut out.  
A pack of cards contains 4 cards for each number.

## POSITIVE NUMBERS

 $+ 1$  $+ 2$  $+ 3$  $+ 4$  $+ 5$  $+ 6$  $+ 7$  $+ 8$  $+ 9$  $+ 10$

DIGIT CARDS (Sassoon font with added signs) Enlarge as required. Print onto card, or on paper with backing to prevent show-through. Laminate and cut out.  
A pack of cards contains 4 cards for each number.

## NEGATIVE NUMBERS

A rectangular card with a black border containing the negative number -1. The minus sign is a short horizontal line to the left of the digit 1.A rectangular card with a black border containing the negative number -2. The minus sign is a short horizontal line to the left of the digit 2.A rectangular card with a black border containing the negative number -3. The minus sign is a short horizontal line to the left of the digit 3.A rectangular card with a black border containing the negative number -4. The minus sign is a short horizontal line to the left of the digit 4.A rectangular card with a black border containing the negative number -5. The minus sign is a short horizontal line to the left of the digit 5.A rectangular card with a black border containing the negative number -6. The minus sign is a short horizontal line to the left of the digit 6.A rectangular card with a black border containing the negative number -7. The minus sign is a short horizontal line to the left of the digit 7.A rectangular card with a black border containing the negative number -8. The minus sign is a short horizontal line to the left of the digit 8.A rectangular card with a black border containing the negative number -9. The minus sign is a short horizontal line to the left of the digit 9.A rectangular card with a black border containing the negative number -10. The minus sign is a short horizontal line to the left of the digit 10.

DIGIT CARDS (font: Sassoon) Enlarge as required. Print onto card, or on paper with backing to prevent show-through. Laminate and cut out.

**A pack of cards contains 4 cards for each number.**

POSITIVE NUMBERS

+1

+2

+3

+4

+5

+6

+7


+8

+9

+10

DIGIT CARDS (font: Sassoon) Enlarge as required. Print onto card, or on paper with backing to prevent show-through. Laminate and cut out.  
A pack of cards contains 4 cards for each number.


## NEGATIVE NUMBERS




-1




-2



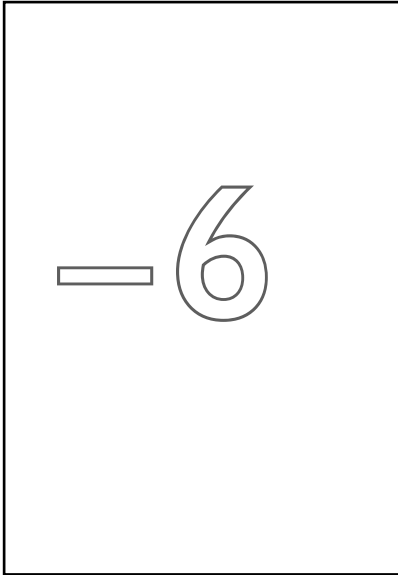
-3



-4



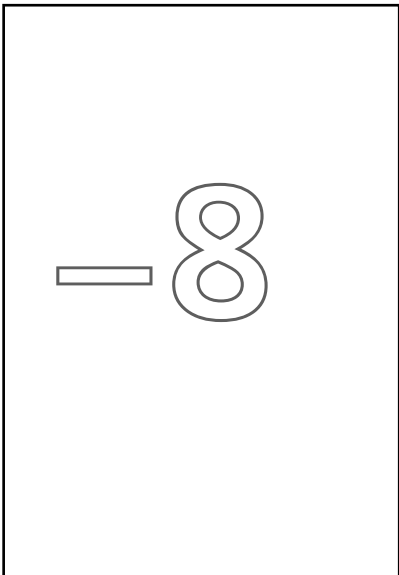
-5



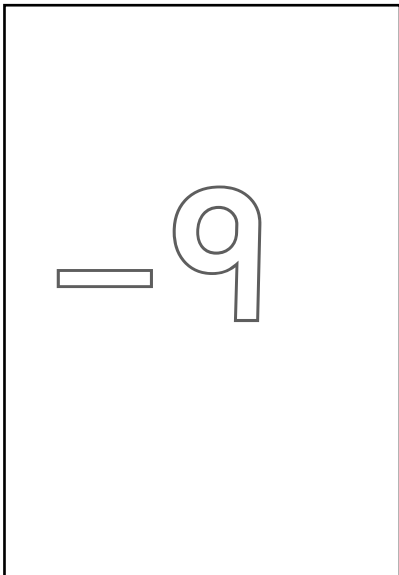
-6



-7



-8




-9




-10

**DIGIT CARDS** (Sassoon font with added suit motifs) Enlarge as required. Print onto card, or paper with backing to prevent show-through. Laminate and cut out. A pack of cards contains a cards for each digit 1–10 in each of the four suits: hearts, spades, diamonds and clubs.







DIGIT CARDS (Sassoon font with added suit motifs) Enlarge as required. Print onto card, or paper with backing to prevent show-through. Laminate and cut out. A pack of cards contains a cards for each digit 1–10 in each of the four suits: hearts, spades, diamonds and clubs.



**DIGIT CARDS** (Sassoon font with added suit motifs) Enlarge as required. Print onto card, or paper with backing to prevent show-through. Laminate and cut out. A pack of cards contains a cards for each digit 1–10 in each of the four suits: hearts, spades, diamonds and clubs.



DIGIT CARDS (Sassoon font with added suit motifs) Enlarge as required. Print onto card, or paper with backing to prevent show-through. Laminate and cut out. A pack of cards contains a cards for each digit 1–10 in each of the four suits: hearts, spades, diamonds and clubs.



1

2

3

4

5

6

7

8

9

10

11

12

13

14

15

16

17

18

19

20

21

22

23

24

25

26

27

28

29

30

31

32

33

34

35

36

37

38

39

40

41

42

43

44

45

46

47

48

49

50

51

52

53

54

55

56

57

58

59

60

61

62

63

64

65

66

67

68

69

70

71

72

73

74

75

76

77

78

79

80

81

82

83

84

85

86

87

88

89

90



91

92

93

94

95

96

97

98

99

100

0

