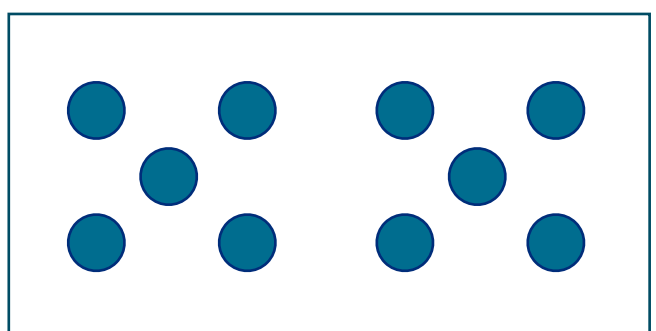









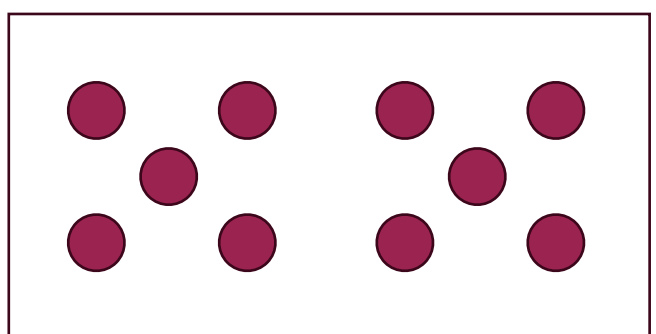


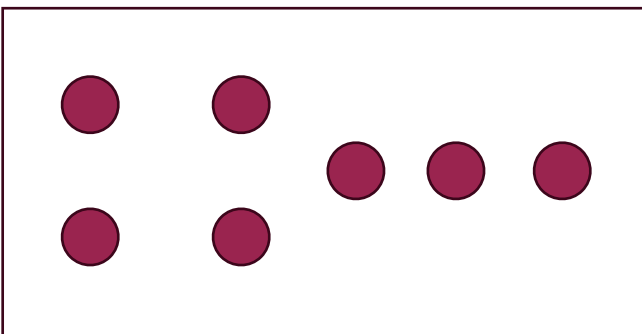



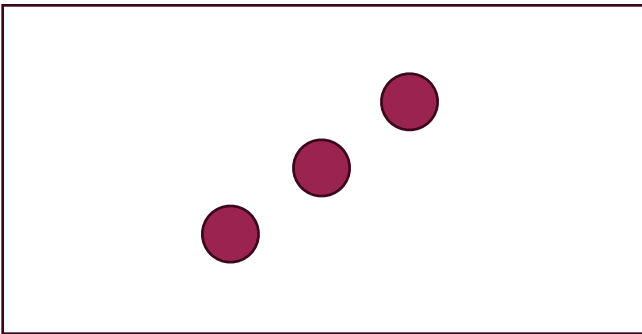




DOT PATTERN CARDS Enlarge as desired. Use paper rather than card, print words (see below) all over the back (so the dots don't show through) before laminating the page and cutting out the cards. Create a pack from 4 cards of each number.



DOT PATTERN CARDS Enlarge as desired. Use paper rather than card, print words (see below) all over the back (so the dots don't show through) before laminating the page and cutting out the cards. Create a pack from 4 cards of each number.



DOT PATTERN CARDS Enlarge as desired. Use paper rather than card, print words (see below) all over the back (so the dots don't show through) before laminating the page and cutting out the cards.

Create a pack from 4 cards of each number.

